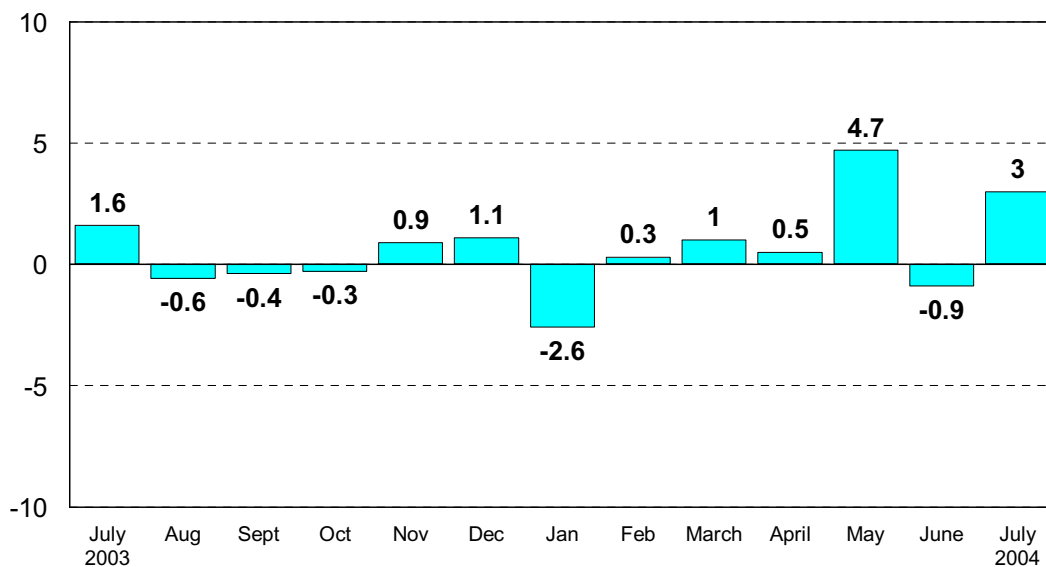


Inquiries: Mr Kari Rautio +358 9 1734 2479, kari.rautio@stat.fi
Director in charge: Mr Ilkka Hyppönen

Industrial output grew by 3 per cent in July from June

According to Statistics Finland, seasonally adjusted industrial output was 3 per cent higher in July 2004 than in June. The original output volume grew by 5 per cent from July 2003. In January to July, the original output volume increased by 3.1 per cent compared with the corresponding period of last year.

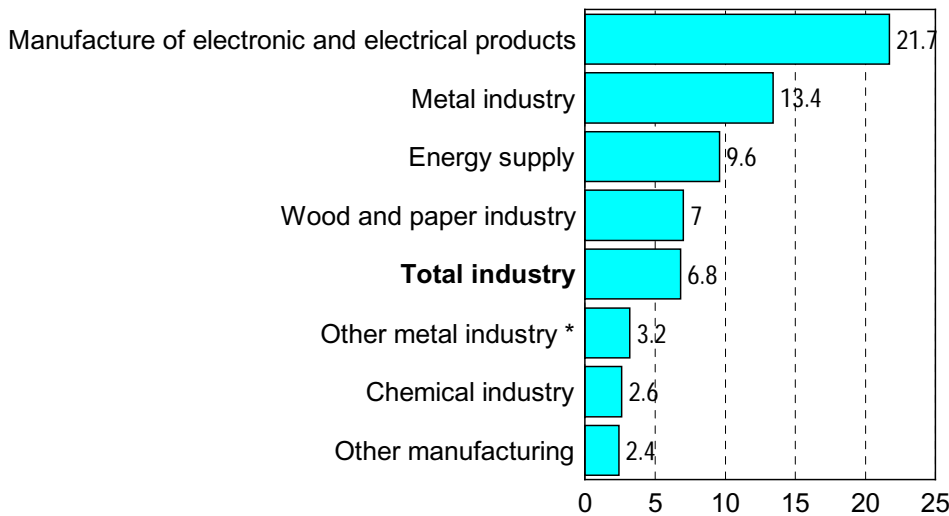
Seasonally adjusted change from previous month in industrial output, %



Industrial output grew by 6.8 per cent in July from last year's July

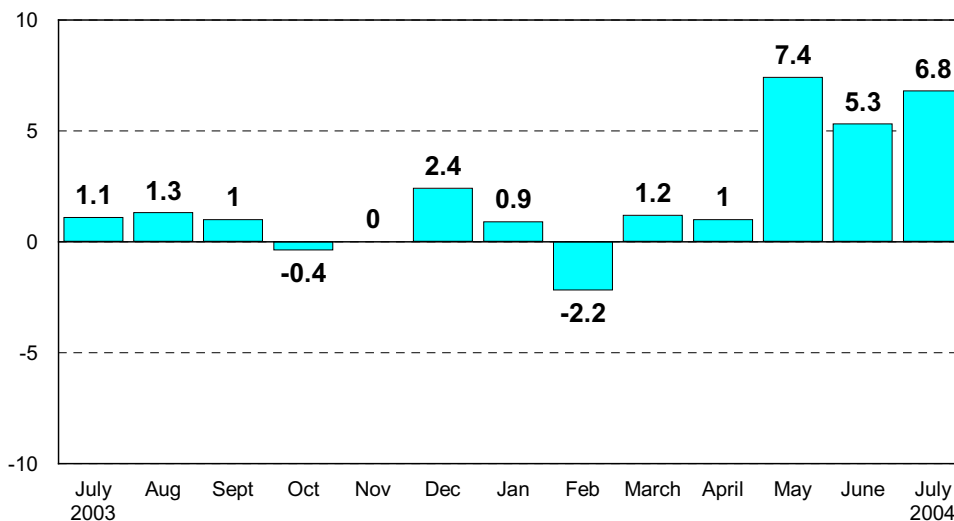
In July 2004, seasonally adjusted industrial output grew by 6.8 per cent from July 2003. Output increased most, by as much as 21.7 per cent, in the manufacture of electronic and electrical equipment. In the wood and paper industry, output went up by 7 per cent. Output grew in all the main branches of industry output in July.

Seasonally adjusted change in industrial output 07/2003-07/2004, %



*Metal industry excl. manufacture of electronic and electrical products

Seasonally adjusted change in industrial output from the corresponding time period of the previous year, %



Capacity utilisation rate in manufacturing was 76.2 per cent in July 2004, which is 3.5 percentage points higher than in July 2003. In the pulp and paper industry capacity utilisation rate was 95 per cent, in the metal industry 74 per cent and in the chemical industry 74 per cent. Capacity utilisation rate in other manufacturing was 71 per cent.

Revised data for July will be published on 30 September 2004 at 8 am in connection with the industrial output data for August. Because of the method used, seasonally adjusted figures for previous months may change even if the original figures do not become revised.

Source: Volume Index of Industrial Output 2004, July. Statistics Finland
StatFin statistical service at: statfin.stat.fi