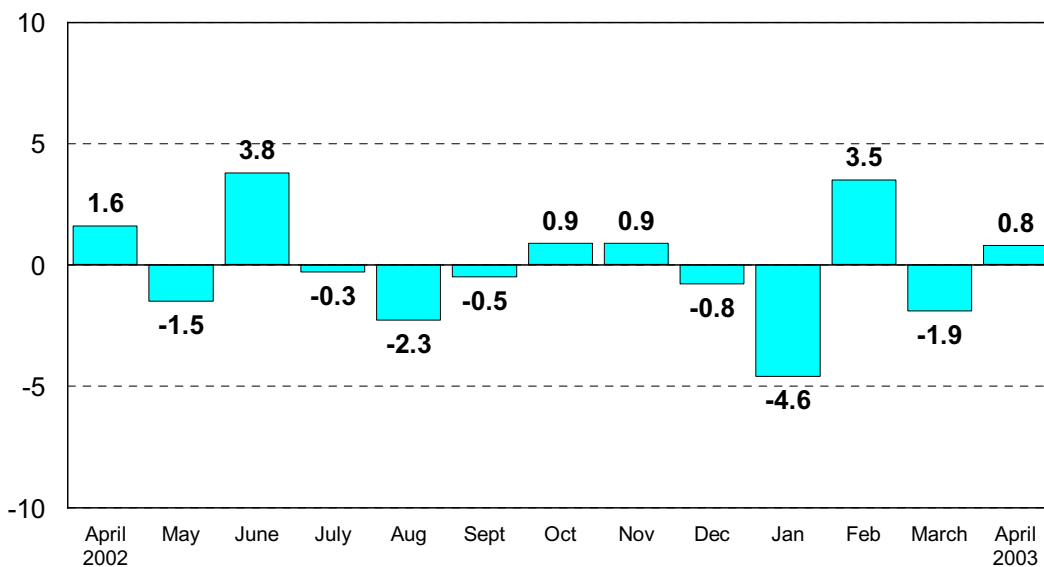


Inquiries: Mr Kari Rautio +358 9 1734 2479, kari.rautio@stat.fi
Director in charge: Mr Ilkka Hyppönen

Industrial output grew by 0.8 per cent in April from March

According to Statistics Finland, seasonally adjusted industrial output was 0.8 per cent higher in April 2003 than in March. In March, seasonally adjusted output decreased by 1.9 per cent from February. In the January to April period of this year seasonally adjusted industrial output decreased by 2.8 per cent when compared to the September to December period of last year.

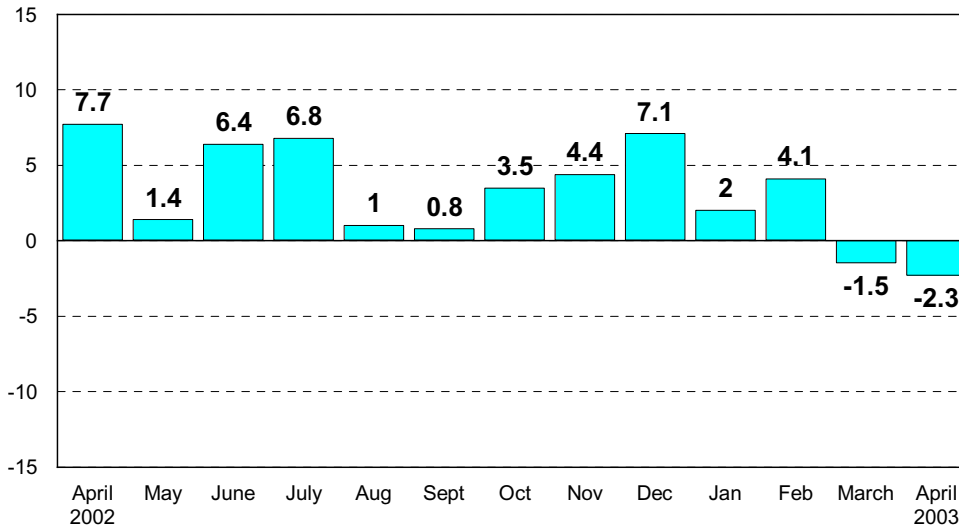
Seasonally adjusted change in the volume of industrial output from the previous month, %



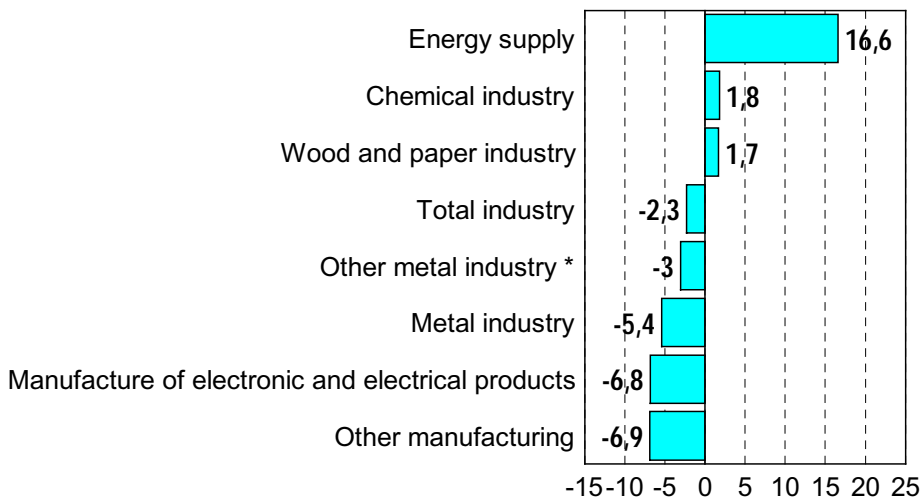
Industrial output fell by 2.3 per cent from the year before

In April 2003, seasonally adjusted industrial output was 2.3 per cent lower than in April 2002. Output went down by most, or by close on 7 per cent, in both other manufacturing and in the manufacture of electronic and electrical products. In other metal industry output fell by 3 per cent. The biggest output increase of 16.6 per cent was recorded in energy supply. In the chemical industry output went up by 1.8 per cent and in the wood and paper industry by 1.7 per cent.

Seasonally adjusted change in the volume of industrial output from the corresponding time period of the previous year, %



Seasonally adjusted change in the volume of industrial output 4/2002-4/2003, %



*Metal industry excl. manufacture of electronic and electrical products

Capacity utilisation rate in manufacturing was good 83 per cent in April, which is almost two percentage points lower than in April 2002. In the pulp and paper industry, capacity utilisation rate was 92 per cent, in the metal industry 82 per cent and in the chemical industry 80 per cent. Capacity utilisation rate in other manufacturing was 79 per cent.

Revised data for April will be published on 30 June 2003 at 8 am in connection with the industrial output data for May. Because of the method used, seasonally adjusted figures for previous months may change even if the original figures do not become revised.

Source: Volume Index of Industrial Output 2003, April. Statistics Finland
StatFin statistical service at: statfin.stat.fi