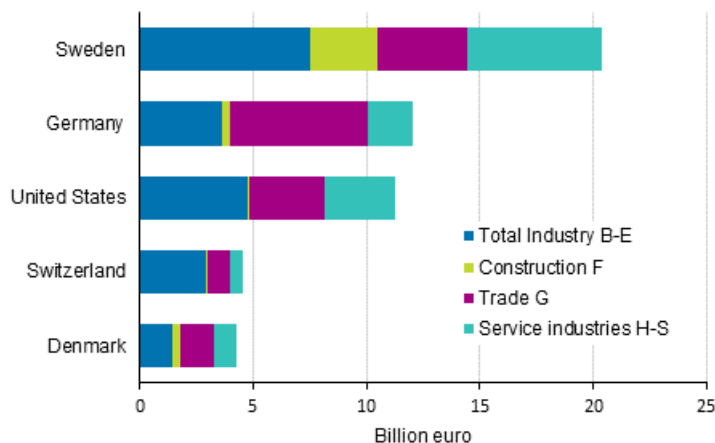


Foreign affiliates in Finland 2017

Foreign affiliates significant in manufacturing

According to Statistics Finland's data, the turnover of foreign enterprises located in Finland was EUR 92.2 billion in 2017. This was nine per cent more than in the previous year. The industry of manufacturing was most significant in terms of both the number of personnel and turnover. Most turnover was generated by Swedish, German, American, Swiss and Danish enterprises. Swedish enterprises accounted for 22.1 per cent of the turnover of foreign enterprises located in Finland. Foreign enterprises employed 254,980 persons, which is slightly more than in the year before. The number of foreign enterprises decreased slightly, to 4,308.

Turnover of foreign enterprises in 2017 by industry (excl. A Agriculture, forestry and fishing)*



*five most significant countries measured by turnover

Foreign enterprises employ 17.5 per cent of the personnel of enterprises operating in Finland (Appendix figure 1). The share increased slightly from the year before. The share of turnover went up slightly to 22.4 per cent of the turnover of enterprises operating in Finland. However, the shares vary considerably by industry. In the main industries, the shares of turnover and personnel vary from eight to 42 per cent.

Relative to the total enterprise stock, foreign enterprises in Finland employing most people and generating most turnover represent the industry of mining and quarrying and information and communication (Appendix figure 2). The picture is slightly different if we look at the number of personnel and turnover instead of the shares. Measured in this way, the most significant industries are manufacturing, and wholesale trade

and retail trade. Manufacturing employed 73,090 persons, or 29 per cent of employees in foreign enterprises and its turnover was EUR 31 billion. Wholesale and retail trade employed 47,120 persons and its turnover amounted to EUR 31 billion (Appendix figure 3).

The nationality of an enterprise is recorded based on the institutional unit that controls it. Usually this is an enterprise located abroad that owns over 50 per cent of the enterprise, either directly or indirectly. Swedish enterprises clearly own the largest share of the affiliates located in Finland. Swedish enterprises also employ most among the foreign affiliates, 83,740 persons, which was slightly fewer than in the year before. Also measured by turnover, Swedish enterprises are most significant with EUR 20 billion. The growth by three per cent was very moderate compared with the previous year. (Appendix figure 4).

Contents

Tables

Appendix tables

Appendix table 1. Foreign affiliates by country 2017.....	4
Appendix table 2. Foreign affiliates by industry 2017.....	4

Figures

Figures

Appendix figure 1. Foreign affiliates share of overall entrepreneurial activity in Finland 2005 - 2017.....	5
Appendix figure 2. Foreign affiliates share of overall entrepreneurial activity in Finland by industry in 2017.....	5
Appendix figure 3. Number of foreign affiliates, personnel and turnover by industry in 2017*.....	6
Appendix figure 4. The number of foreign affiliates, their employees and turnover by country in 2017*.....	6

Appendix tables

Appendix table 1. Foreign affiliates by country 2017

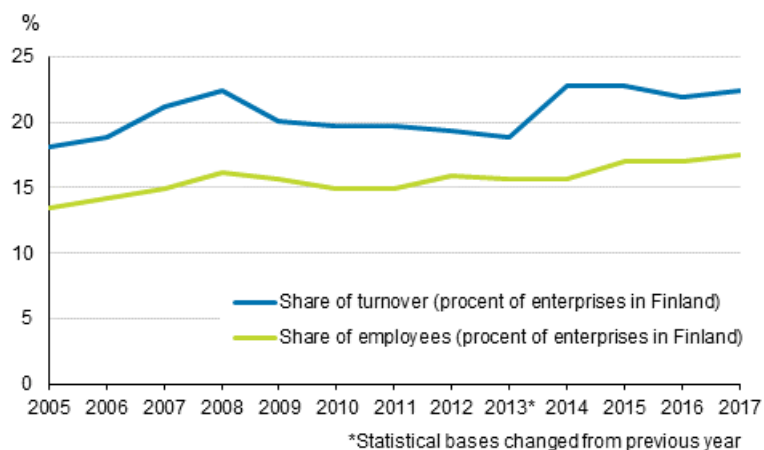
	Number of affiliates	Employees (FTE)	Turnover (million euro)
Sweden	1,051	83,739	20,411
United States	654	24,637	11,290
Germany	357	22,756	12,067
United Kingdom	296	13,237	4,077
Japan	103	8,443	3,419
France	122	10,302	3,721
Switzerland	133	13,336	4,547
Russia	17	1,266	3,140
Denmark	176	11,053	4,275
Netherlands	135	8,442	3,449
Norway	169	11,149	3,774
Italy	41	4,023	1,584
Ireland	36	3,164	1,146
Luxembourg	133	10,997	1,917
Austria	33	2,872	1,157
Estonia	66	3,298	990
Belgium	33	614	218
Other	753	21,649	11,051
Total	4,308	254,977	92,233

Appendix table 2. Foreign affiliates by industry 2017

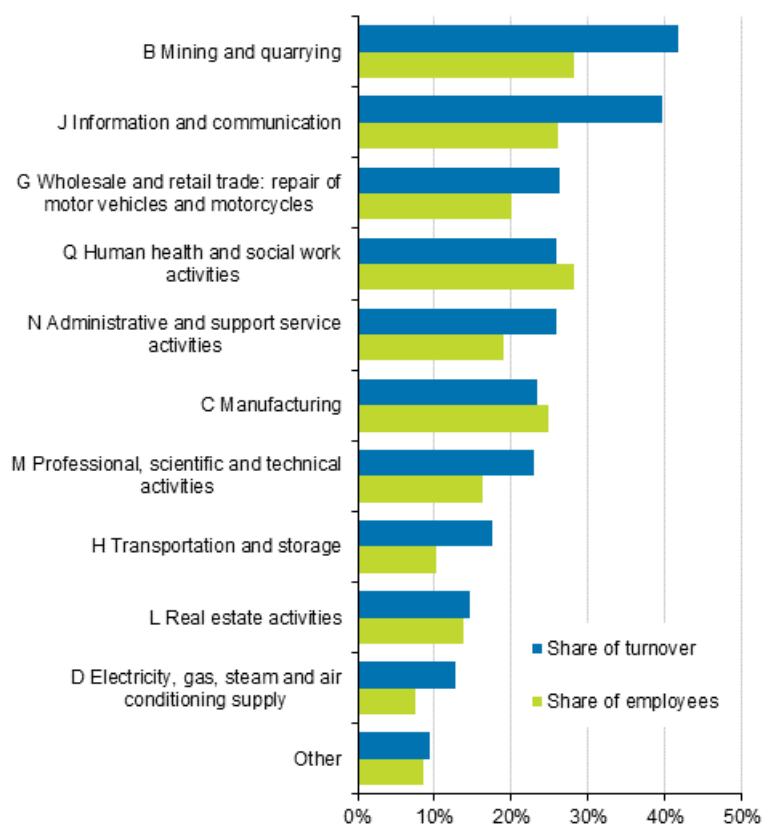
	Number of affiliates	Employees (FTE)	Turnover (million euro)
Manufacturing	580	73,088	31,008
Wholesale and retail trade; repair of motor vehicles and motorcycles	1,248	47,120	30,900
Information and communication	339	22,072	8,317
Construction	171	13,898	4,546
Transportation and storage	234	12,228	4,135
Professional, scientific and technical activities	372	16,715	3,519
Administrative and support service activities	199	25,315	3,171
Human health and social work activities	239	21,339	1,916
Electricity, gas, steam and air conditioning supply	24	948	1,595
Real estate activities	601	2,804	1,489
Other	301	19,450	1,637
Total	4,308	254,977	92,233

Figures

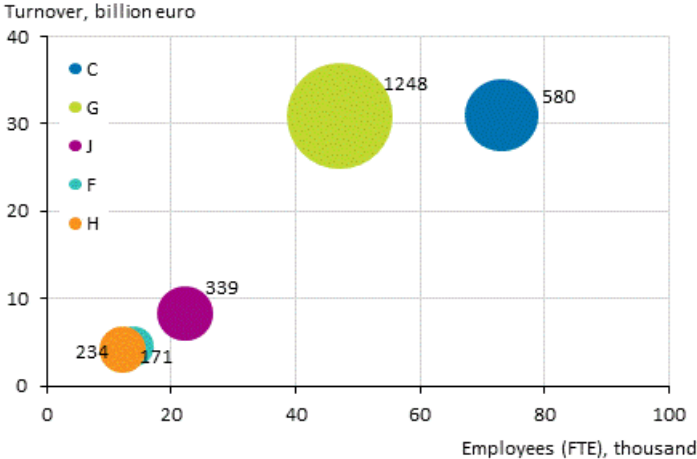
Appendix figure 1. Foreign affiliates share of overall entrepreneurial activity in Finland 2005 - 2017



Appendix figure 2. Foreign affiliates share of overall entrepreneurial activity in Finland by industry in 2017

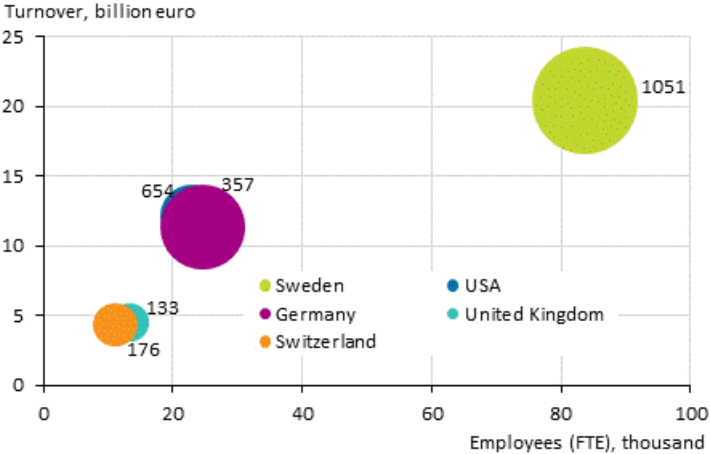


Appendix figure 3. Number of foreign affiliates, personnel and turnover by industry in 2017*



*Five largest industries measured by turnover C = Manufacturing, G = Wholesale and retail trade; repair of motor vehicles and motorcycles, J = Information and communication, H = Transportation and storage, F = Construction

Appendix figure 4. The number of foreign affiliates, their employees and turnover by country in 2017*



*five largest countries by turnover

Inquiries

Anna-Maija Paakki 029 551 3640
Director in charge:
Mari Ylä-Jarkko

tytaryhtiot@stat.fi
http://tilastokeskus.fi/til/ulkoy/index_en.html
Source: Foreign affiliates in Finland 2017, Statistics Finland