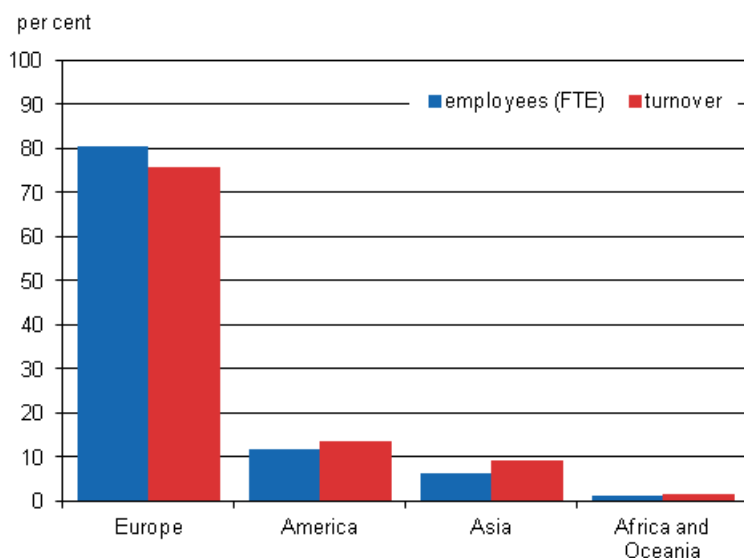


Foreign affiliates in Finland 2012

Foreign entrepreneurial activity in Finland is mainly European

Statistics Finland's latest release indicates that foreign affiliates employed around 234,000 persons in Finland in 2012. European companies' share of the personnel was 80 per cent. European enterprises also generated a majority, around 76 per cent, of foreign affiliates' EUR 75 billion turnover.

Share of foreign affiliates' personnel and turnover by continent



Foreign affiliates cover 15 to 16 per cent of the personnel of the enterprises operating in Finland ([Appendix figure 1](#)). The share has remained roughly at the same level for the past five years. Turnover has, in turn, stabilised around close on 20 per cent. However, the shares vary considerably between industries. In main industries, the shares vary between two and 35 per cent ([Appendix figure 2](#)).¹⁾ The picture is slightly different if you look at the number of personnel and turnover instead of the shares. Measured like this, affiliates' activities are biggest in wholesale and retail trade, and in manufacturing ([Appendix figure 3](#)).

1) The percentage shares are based on the data of the annual statistics on Finnish enterprises.

The nationality of an enterprise is recorded based on the institutional unit that controls it. Usually this is an enterprise located abroad that owns over 50 per cent of the enterprise, either directly or indirectly. Swedish enterprises clearly own the largest share of the affiliates located in Finland ([Appendix figure 4](#)).

Contents

Tables

Appendix tables

Foreign affiliates by country 2012.....	4
Foreign affiliates by industry 2012.....	4

Figures

Appendix figures

Appendix figure 1. Foreign affiliates' share of overall entrepreneurial activity in Finland 2004–2012.....	5
Appendix figure 2. Foreign affiliates' share of overall entrepreneurial activity in Finland by industry in 2012.....	5
Appendix figure 3. The number of foreign affiliates, their employees and turnover by industry in 2012 (five largest industries).....	6
Appendix figure 4. The number of foreign affiliates, their employees and turnover by country in 2012 (five largest countries).....	6

Appendix tables

Foreign affiliates by country 2012

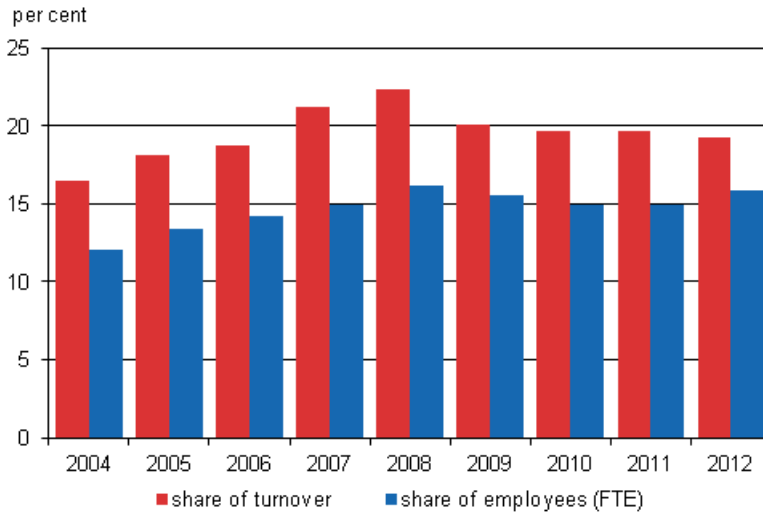
Contry	Number of affiliates	Employees (FTE)	Turnover (mill. euro)
Sweden	773	66,228	15,695
United States	444	25,754	9,434
Germany	323	17,123	8,575
United Kingdom	253	18,754	5,319
Japan	87	8,361	5,132
France	141	13,704	4,048
Switzerland	105	12,783	4,012
Russian Federation	34	742	3,501
Denmark	192	22,186	3,142
Netherlands	118	9,064	2,913
Norway	116	4,807	2,317
Italy	44	3,556	1,395
Ireland	20	3,714	1,220
Luxembourg	58	4,789	1,200
Austria	23	1,751	961
Estonia	49	2,358	603
Belgium	23	543	159
Other	200	17,789	5,553
Total	3,003	234,005	75,179

Foreign affiliates by industry 2012

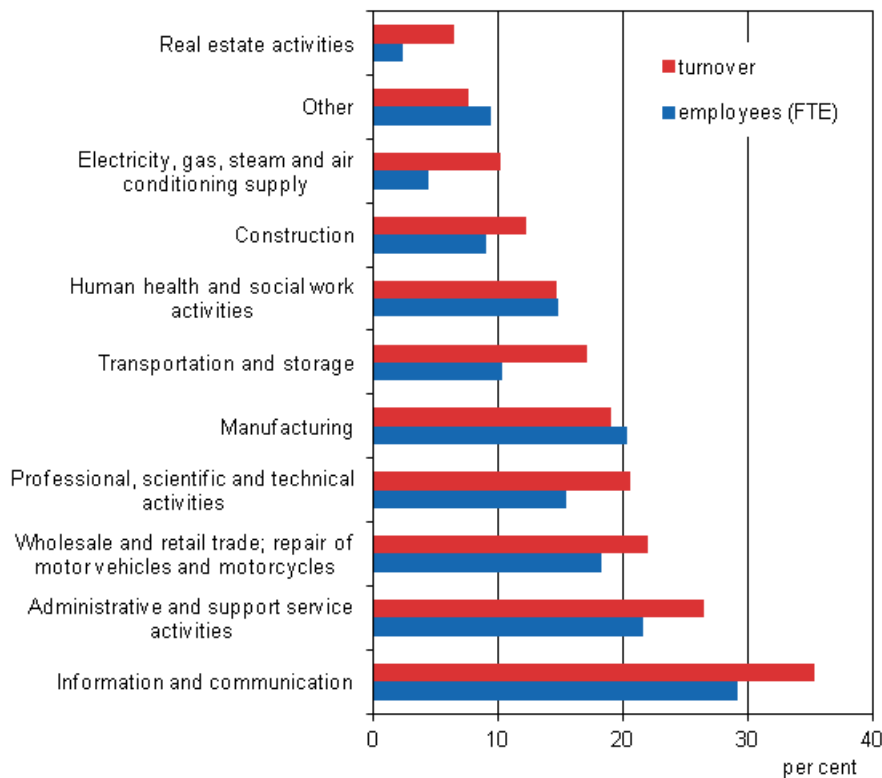
Industry	Number of affiliates	Number of persons employed	Turnover (mill. euro)
Wholesale and retail trade; repair of motor vehicles and motorcycles	1,104	46,110	28,339
Manufacturing	449	65,992	24,540
Information and communication	262	23,072	5,748
Construction	95	14,008	3,502
Transportation and storage	167	13,205	3,948
Electricity, gas, steam and air conditioning supply	22	510	1,278
Professional, scientific and technical activities	299	14,510	2,668
Administrative and support service activities	135	25,855	2,691
Human health and social work activities	48	9,102	752
Real estate activities	229	466	375
Other	193	21,177	1,338
Total	3,003	234,005	75,179

Appendix figures

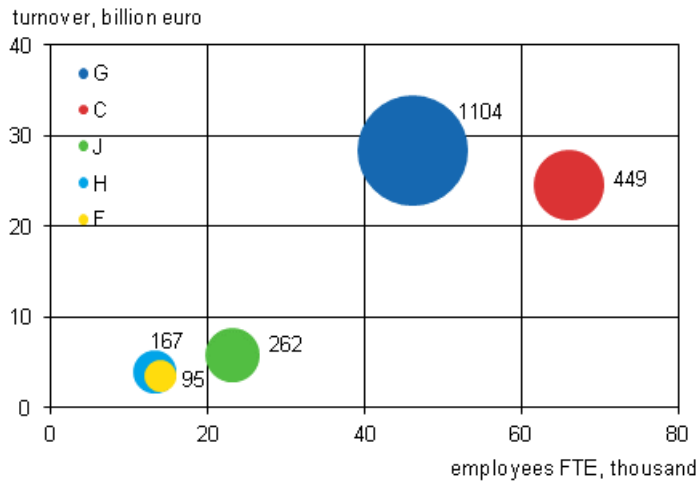
Appendix figure 1. Foreign affiliates' share of overall entrepreneurial activity in Finland 2004–2012



Appendix figure 2. Foreign affiliates' share of overall entrepreneurial activity in Finland by industry in 2012

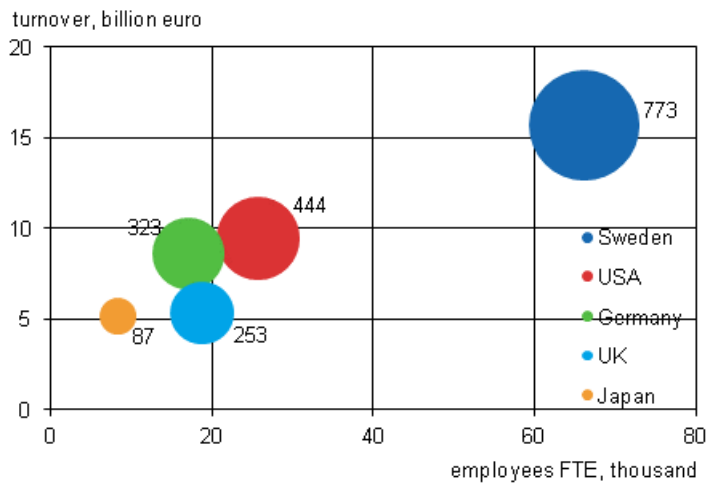


Appendix figure 3. The number of foreign affiliates, their employees and turnover by industry in 2012 (five largest industries)



G = Wholesale and retail trade; repair of motor vehicles and motorcycles, C = Manufacturing, J = Information and communication, H = Transportation and storage, F = Construction

Appendix figure 4. The number of foreign affiliates, their employees and turnover by country in 2012 (five largest countries)



Inquiries

Teemu Oinonen 09 1734 2634

Anna-Maija Paakki 09 1734 3640

Director in charge:

Hannele Orjala

tytaryhtiot@stat.fi

http://tilastokeskus.fi/til/ulkoy/index_en.html

Source: Foreign affiliates in Finland 2012, Statistics Finland