

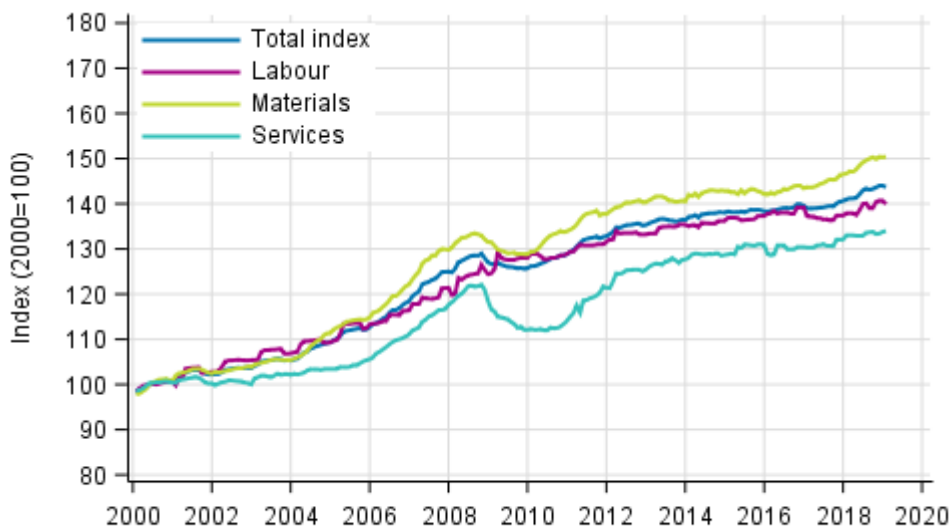
# Building cost index

2019, January

## Building costs rose by 1.9 per cent in January year-on-year

According to Statistics Finland, building costs rose by 1.9 per cent in January 2019 from one year back. The prices of materials went up by 2.5 per cent, those of labour inputs by 1.4 per cent and those of services by 0.7 per cent compared with January 2018.

### Long term development of the Building Cost Index



Source: Statistics Finland

From December to January, the total index of building costs fell by 0.2 per cent. The prices of labour inputs went down by 0.6 per cent and at the same time, the prices of services rose by 0.1 per cent. The prices of materials remained unchanged from the previous month.

**Building cost index 2015=100, January 2019**

Professional construction of new buildings		Weights	Index	Monthly change, %	Annual change, %
Total index		1000	103.9	-0.2	1.9
By type of cost	Labour inputs	400	102.4	-0.6	1.4
	Materials	510	105.3	0.0	2.5
	Services	90	102.4	0.1	0.7
By purpose of use	Residential building	440	104.2	-0.3	2.1
	Other building construction	560	103.6	-0.2	1.8

# Contents

## Tables

### Appendix tables

Appendix table 1. Input indices 2015=100, January 2019.....	4
Appendix table 2. Residential building 2015=100, January 2019.....	5

## Figures

### Appendix figures

Appendix figure 1. Input indices 2015=100, largest annual changes, per cent.....	6
Appendix figure 2. Index clause sub-indices P 2000=100.....	6

# Appendix tables

**Appendix table 1. Input indices 2015=100, January 2019**

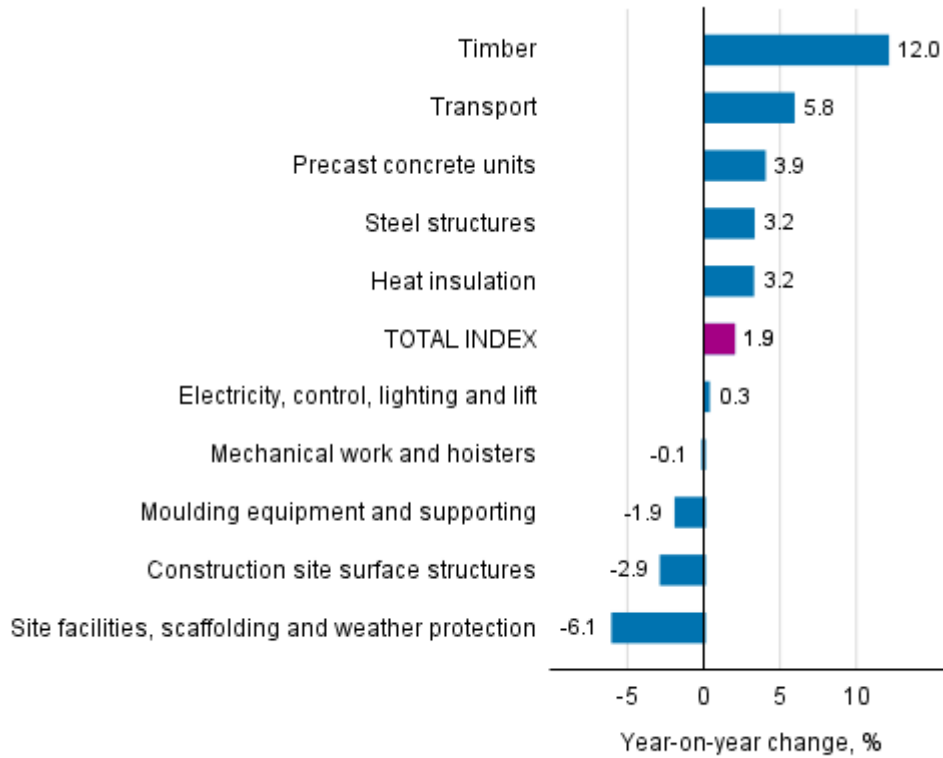
Input heading	Weights	Index	Monthly change, %	Annual change, %
0 TOTAL INDEX	1000.0	103.9	-0.2	1.9
01 LABOUR	399.8	102.4	-0.6	1.4
02 MATERIALS	510.0	105.3	0.0	2.5
02.1 AREA	41.9	99.6	-0.0	0.5
02.1.1 Soil	28.9	104.6	-0.0	1.9
02.1.2 Construction site surface structures	13.0	88.6	-0.1	-2.9
02.2 HOUSE	242.1	106.4	-0.4	4.0
02.2.1 Concrete, bricks and blocks	37.8	102.1	-0.1	0.9
02.2.2 Precast concrete units	54.4	115.0	-0.9	3.9
02.2.3 Steel structures	17.3	111.0	0.0	3.2
02.2.4 Timber	36.0	111.5	0.3	12.0
02.2.5 Heat insulation	22.4	96.6	0.2	3.2
02.2.6 Windows and doors	59.8	100.8	-0.6	2.3
02.2.7 Roofing materials	14.4	104.7	-1.4	2.1
02.3 FACILITIES	93.3	106.8	0.7	2.2
02.3.1 Interior structures	15.9	104.2	0.3	1.3
02.3.2 Surface materials	41.2	106.3	1.0	2.5
02.3.3 Fixtures, taps and household appliances	36.2	108.5	0.7	2.2
02.4 TECHNICAL SYSTEMS	132.7	104.0	0.4	0.7
02.4.1 Heat, water and sewer	21.4	108.5	0.7	2.2
02.4.2 Ventilation	28.0	102.8	1.6	1.5
02.4.3 Electricity, control, lighting and lift	83.3	104.9	-0.3	0.3
03 SERVICES	90.2	102.4	0.1	0.7
03.1 SITE AND FIXTURE SERVICES	76.7	102.1	0.1	0.6
03.1.1 Transport	27.1	105.0	1.2	5.8
03.1.2 Mechanical work and hoisters	9.0	98.7	-0.2	-0.1
03.1.3 Site facilities, scaffolding and weather protection	21.0	96.8	-2.1	-6.1
03.1.4 Moulding equipment and supporting	1.5	101.4	-1.3	-1.9
03.1.5 Waste charges	10.8	111.1	1.2	1.2
03.1.6 Site energy	7.2	98.1	0.9	1.4
03.2 OTHER SERVICES	13.5	104.2	0.3	1.6
03.2.1 Insurance	4.5	103.1	1.0	1.5
03.2.2 Connection charges	9.0	104.7	0.0	1.7

**Appendix table 2. Residential building 2015=100, January 2019**

	Weights	Index	Monthly change, %	Annual change, %
0 Total index of residential building	1000	104.9	-0.0	2.9
01 New building of residential buildings	400	104.2	-0.3	2.2
01.1 Detached house	150	103.3	-0.2	2.4
01.2 Block of flats	250	104.7	-0.3	2.0
02 Renovation building of residential buildings	600	105.4	0.1	3.4
02.1 Dwelling repairs of residential buildings	240	106.4	0.3	2.6
02.2 Building repairs of residential buildings	360	104.7	0.0	3.9
02.2.1 Building repairs of detached houses	180	106.1	0.1	5.1
02.2.2 Building repairs of blocks of flats	180	103.3	0.0	2.7

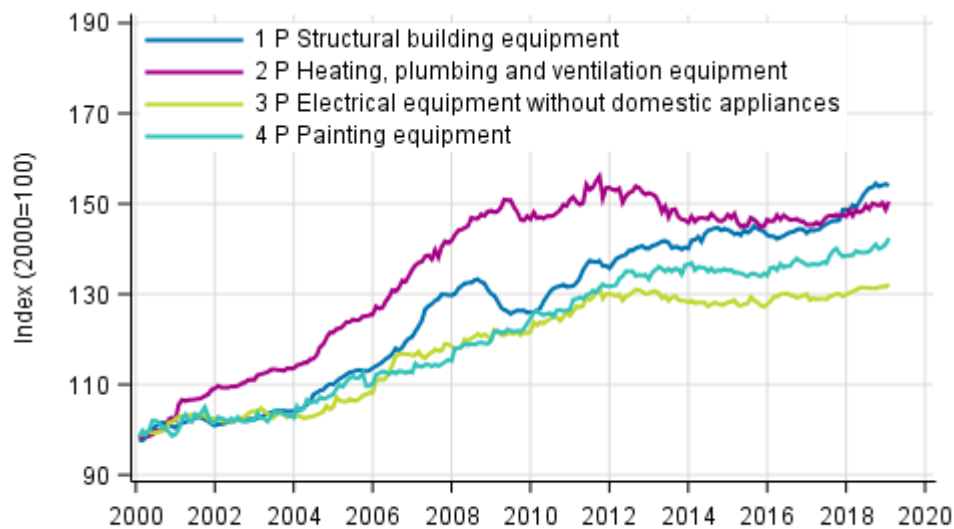
# Appendix figures

**Appendix figure 1. Input indices 2015=100, largest annual changes, per cent**



Source: Statistics Finland

**Appendix figure 2. Index clause sub-indices P 2000=100**



Source: Statistics Finland

## Inquiries

Jose Lahtinen                    029 551 3776  
Merja Järvinen                 029 551 2458  
Director in charge:  
Mari Ylä-Jarkko

[rakennus.indeksit@stat.fi](mailto:rakennus.indeksit@stat.fi)  
[www.stat.fi](http://www.stat.fi)  
Source: Building cost index. Statistics Finland