

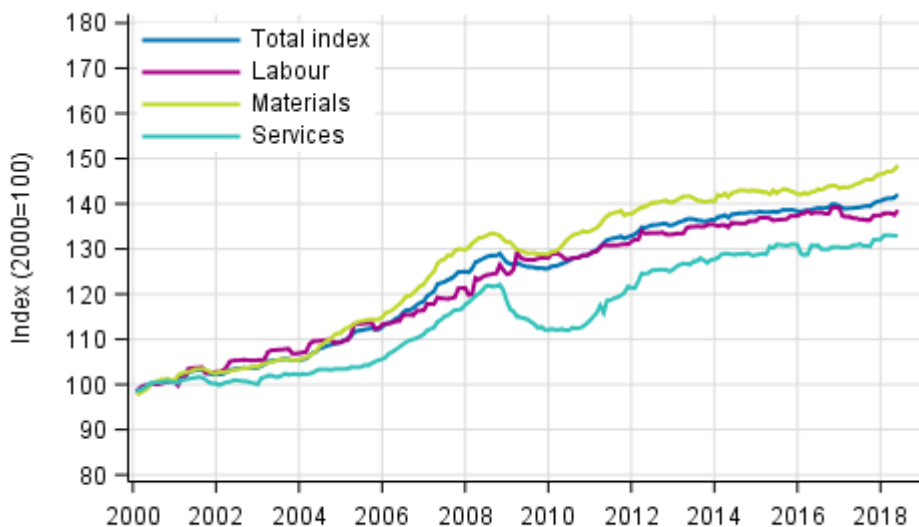
# Building cost index

2018, May

## Building costs rose by 2.1 per cent in May year-on-year

According to Statistics Finland, building costs rose by 2.1 per cent in May 2018 compared with the previous year's May. The prices of materials went up by 2.8 per cent, those of services by 1.6 per cent and those of labour inputs by 1.3 per cent compared with May 2017.

### Long term development of the Building Cost Index



Source: Statistics Finland

From April to May, the total index of building costs rose by 0.6 per cent. The prices of labour inputs went up by 0.8 per cent over the month and the prices of materials by 0.6 per cent. The prices of services remained unchanged from the previous month.

**Building cost index 2015=100, May 2018**

Professional construction of new buildings		Weights	Index	Monthly change, %	Annual change, %
Total index		1000	102.7	0.6	2.1
By type of cost	Labour inputs	400	101.4	0.8	1.3
	Materials	510	103.9	0.6	2.8
	Services	90	101.6	0.0	1.6
By purpose of use	Residential building	440	103.0	0.7	2.5
	Other building construction	560	102.5	0.5	1.9

# Contents

## Tables

### Appendix tables

Appendix table 1. Input indices 2015=100, May 2018.....	4
Appendix table 2. Residential building 2015=100, May 2018.....	5

## Figures

### Appendix figures

Appendix figure 1. Input indices 2015=100, largest annual changes, per cent.....	6
Appendix figure 2. Index clause sub-indices P 2000=100.....	6

# Appendix tables

**Appendix table 1. Input indices 2015=100, May 2018**

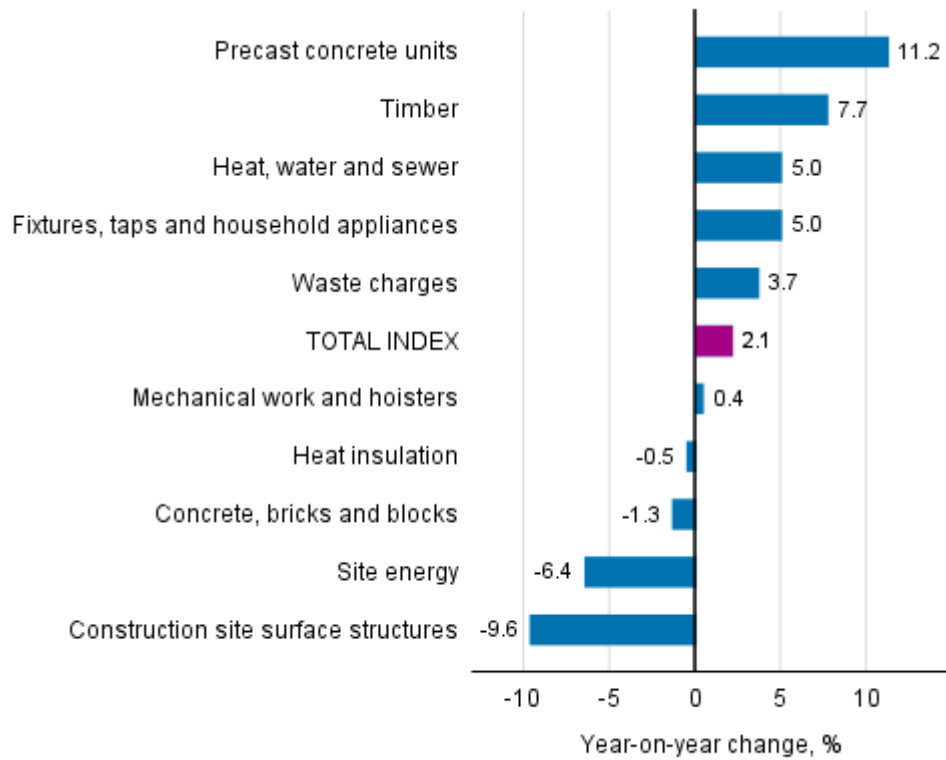
Input heading	Weights	Index	Monthly change, %	Annual change, %
0 TOTAL INDEX	1000.0	102.7	0.6	2.1
01 LABOUR	399.8	101.4	0.8	1.3
02 MATERIALS	510.0	103.9	0.6	2.8
02.1 AREA	41.9	99.1	-0.0	-2.4
02.1.1 Soil	28.9	103.3	0.1	0.7
02.1.2 Construction site surface structures	13.0	89.8	-0.4	-9.6
02.2 HOUSE	242.1	104.6	1.0	4.4
02.2.1 Concrete, bricks and blocks	37.8	98.9	-2.4	-1.3
02.2.2 Precast concrete units	54.4	113.8	0.5	11.2
02.2.3 Steel structures	17.3	110.1	1.0	3.5
02.2.4 Timber	36.0	108.2	3.9	7.7
02.2.5 Heat insulation	22.4	95.9	-0.8	-0.5
02.2.6 Windows and doors	59.8	100.1	2.2	2.7
02.2.7 Roofing materials	14.4	102.0	1.8	0.9
02.3 FACILITIES	93.3	105.6	0.5	2.9
02.3.1 Interior structures	15.9	103.3	-0.4	1.5
02.3.2 Surface materials	41.2	104.2	0.0	1.5
02.3.3 Fixtures, taps and household appliances	36.2	108.2	1.3	5.0
02.4 TECHNICAL SYSTEMS	132.7	103.0	0.1	1.6
02.4.1 Heat, water and sewer	21.4	108.2	1.3	5.0
02.4.2 Ventilation	28.0	101.7	-0.1	2.2
02.4.3 Electricity, control, lighting and lift	83.3	104.4	0.1	1.7
03 SERVICES	90.2	101.6	0.0	1.6
03.1 SITE AND FIXTURE SERVICES	76.7	101.4	0.0	1.6
03.1.1 Transport	27.1	100.7	0.0	2.1
03.1.2 Mechanical work and hoisters	9.0	98.5	0.0	0.4
03.1.3 Site facilities, scaffolding and weather protection	21.0	101.4	0.0	3.3
03.1.4 Moulding equipment and supporting	1.5	102.9	0.0	1.0
03.1.5 Waste charges	10.8	109.8	0.0	3.7
03.1.6 Site energy	7.2	94.9	-0.1	-6.4
03.2 OTHER SERVICES	13.5	102.7	0.0	1.5
03.2.1 Insurance	4.5	101.8	0.0	1.1
03.2.2 Connection charges	9.0	103.1	0.0	1.6

**Appendix table 2. Residential building 2015=100, May 2018**

	Weights	Index	Monthly change, %	Annual change, %
0 Total index of residential building	1000	103.4	0.9	2.6
01 New building of residential buildings	400	103.0	0.7	2.4
01.1 Detached house	150	102.1	0.9	2.0
01.2 Block of flats	250	103.5	0.6	2.7
02 Renovation building of residential buildings	600	103.7	1.0	2.7
02.1 Dwelling repairs of residential buildings	240	105.5	0.8	2.8
02.2 Building repairs of residential buildings	360	102.4	1.2	2.7
02.2.1 Building repairs of detached houses	180	103.6	1.6	3.4
02.2.2 Building repairs of blocks of flats	180	101.3	0.8	2.0

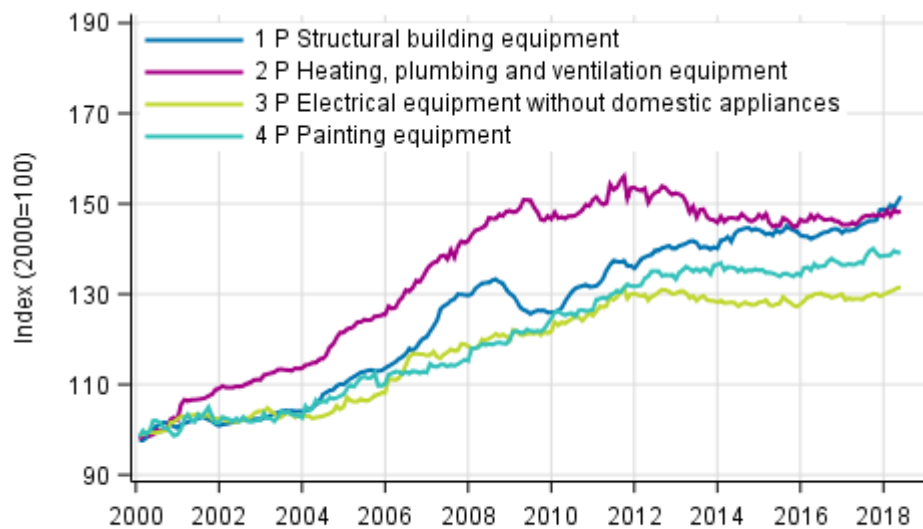
# Appendix figures

**Appendix figure 1. Input indices 2015=100, largest annual changes, per cent**



Source: Statistics Finland

**Appendix figure 2. Index clause sub-indices P 2000=100**



Source: Statistics Finland

### Inquiries

Atro Andersson 029 551 3544

Merja Järvinen 029 551 2458

Director in charge:

Mari Ylä-Jarkko

[rakennus.indeksit@stat.fi](mailto:rakennus.indeksit@stat.fi)

[www.stat.fi](http://www.stat.fi)

Source: Building cost index. Statistics Finland