

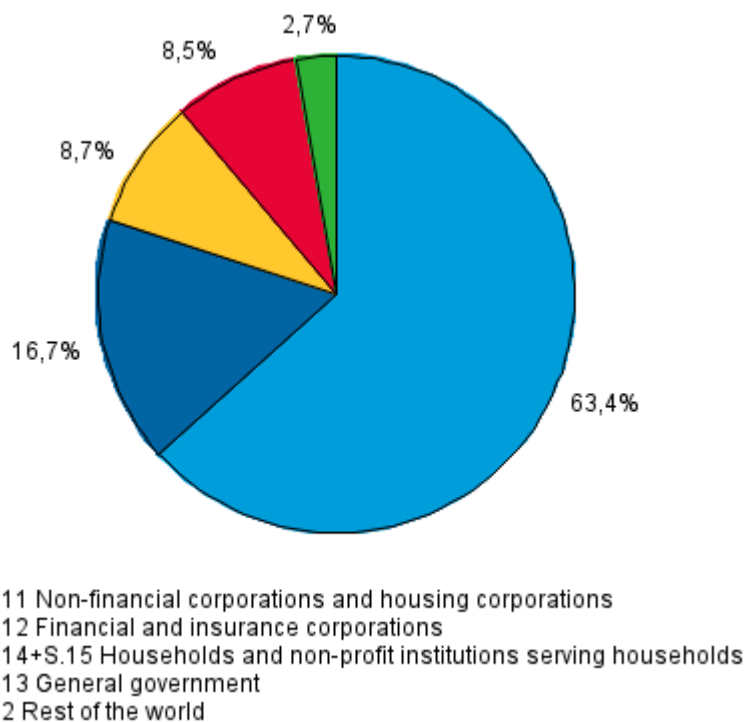
Outstanding credit 2015, 3rd quarter

Other financial and insurance corporations and general government

Outstanding credit remained at EUR 96 billion at the end of September 2015

Outstanding credits granted by other Finnish financial and insurance corporations and general government remained at EUR 96 billion at the end of September 2015 as well. Finnish companies granted a total of EUR three billion in new credits during the quarter. In outstanding credit, the total stock of lending in euros and other currencies amounted to EUR 29 billion, bonds at nominal prices to EUR 63 billion, and money market instruments to EUR four billion. This is indicated by Statistics Finland's statistics on outstanding credit.

Lending by financial asset category at the end of the 3rd quarter of 2015, per cent



Lender sector: Other financial and insurance corporations and general government

Among lenders, other financial corporations granted EUR four billion in credits to business activities

Credits granted by other Finnish financial corporations, excluding insurance corporations and general government, to businesses, non-financial corporations and households of own-account workers amounted to EUR four billion, of which the largest share, 22 per cent, was directed to manufacturing.

Households' outstanding credit remained at EUR two billion

The credit stock granted by other Finnish financial corporations (including microloan companies and pawn brokers, excl. insurance corporations and general government) to households also stood unchanged at EUR two billion in the third quarter. The share of consumption credits also remained unchanged at 95 per cent.

During the quarter, 113,258 new small loans were granted

During the third quarter of 2015, a total of 113,258 new small loans, or so-called quick loans, were granted to households, amounting to nearly EUR 87 million. During the quarter, 124 per cent more new euro-denominated loans were granted than in the corresponding quarter last year, and nearly 60 per cent more than in the previous quarter. The average quick loan in the third quarter of the year amounted to EUR 765 and the average repayment period was nearly 140 days.

In total, borrowers of small loans paid EUR eight million in different types of costs on small loans taken out in July to September. This was 35 per cent more than in the year before. The costs directed at small loans were nearly ten per cent of the granted new loans during the quarter. In the third quarter of 2015, the statistics included 47 small loan companies.

The changes in small loans are the result of a legislation amendment that came into force on 1 June 2013 based on which a 51 per cent interest rate ceiling was placed on small loans. As a result of this, some small loan companies closed down their operation and some renewed their services more towards so-called flexible credits.

Contents

Tables

Appendix tables

Appendix table 1. Outstanding credit by financial asset in 2014-2015, EUR million.....	4
Appendix table 2. Credit granted by other financial corporations to households by purpose of use in 2014-2015, EUR million.....	4
Appendix table 3. Key figures of small loan companies in 2014-2015.....	4

Figures

Appendix figures

Appendix figure 1. Lending by financial asset category at the end of the 3rd quarter of 2015, per cent.....	5
Appendix figure 2. Business loans of other financial intermediaries, percent.....	5
Appendix figure 3. New credits and credit stock of small loan companies in 2014 to 2015.....	6

Appendix tables

Appendix table 1. Outstanding credit by financial asset in 2014-2015, EUR million

	Stock of loans and advances total	New loans and advances total	Stock of bonds total	Stock of money market instruments total	Outstanding credit total ¹⁾
2014/Q1 ²⁾	26 699	³⁾ ..	58 260	7 351	92 310
2014/Q2	26 799	2 017	58 435	7 606	92 841
2014/Q3	27 282	2 242	58 888	6 181	92 351
2014/Q4	27 195	1 938	58 568	6 045	91 808
2015/Q1	28 060	1 986	61 389	4 980	94 429
2015/Q2	28 615	2 915	62 953	4 280	95 848
2015/Q3	29 218	2 820	63 168	3 858	96 245

1) Inc. other financial institutions, insurance corporations and general government

2) Due to the Classification of Sectors 2012, the data for 2014 are not fully comparable with earlier years

3) " .." data not available

Appendix table 2. Credit granted by other financial corporations to households by purpose of use in 2014-2015, EUR million

	2015/Q3	2015/Q2	2015/Q1	2014/Q4	2014/Q3	2014/Q2	2014/Q1 ²⁾
Stock of consumer credits	2 124	2 150	2 061	2 043	1 972	1 935	1 915
Other purpose of use, stock	110	112	102	111	118	124	127
Stock of lending, total ¹⁾	2 234	2 261	2 163	2 154	2 090	2 059	2 042

1) Inc. other financial institutions, small loan companies and pawn brokers

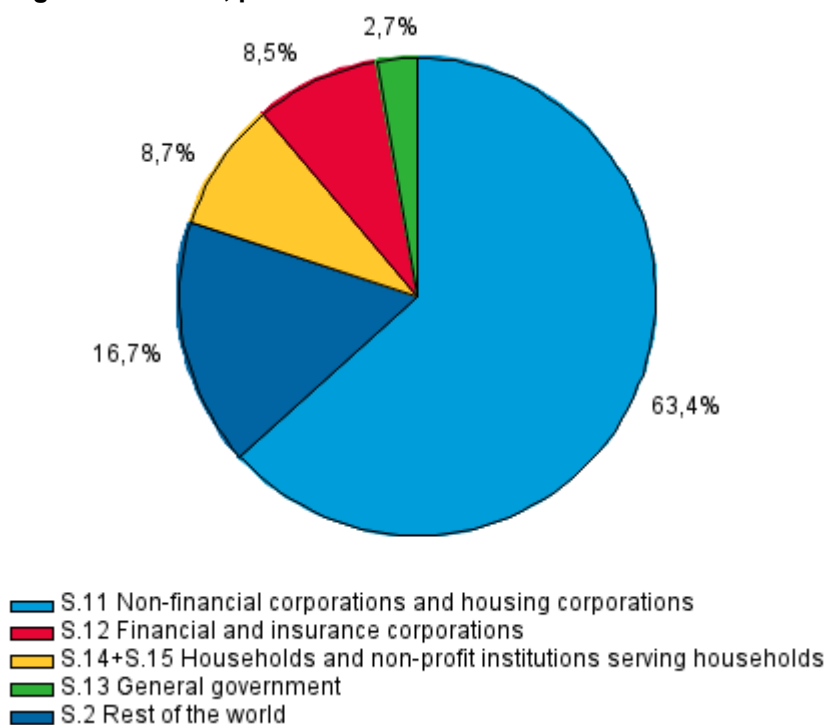
2) Due to the Classification of Sectors 2012, the data for 2014 are not fully comparable with earlier years

Appendix table 3. Key figures of small loan companies in 2014-2015

	2015/Q3	2015/Q2	2015/Q1	2014/Q4	2014/Q3	2014/Q2	2014/Q1
New credits granted, EUR 1,000	86 698	54 256	25 978	40 533	38 665	43 109	44 088
Costs of new credits, EUR 1,000	8 340	7 339	3 969	6 634	6 176	4 610	5 983
Costs / new credits, %	9,6	13,5	15,3	16,4	16,0	10,7	13,6
Average repayment period of new credits, days	140	153	93	81	84	66	84
Outstanding credit, EUR 1,000	114 815	102 786	68 968	76 111	77 982	71 114	83 540
Number of new credits	113 258	104 260	135 804	131 636	100 581	108 909	69 145
Average loan amount of new credits, EUR	765	520	191	308	384	396	638

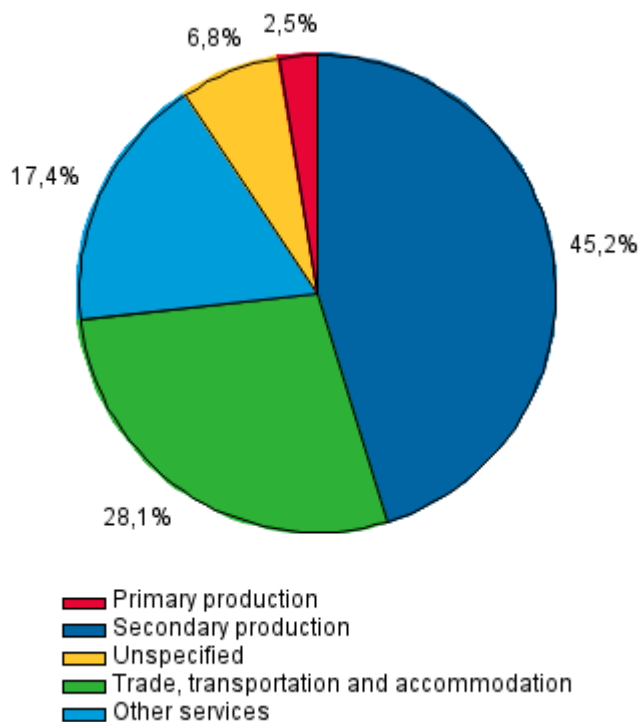
Appendix figures

Appendix figure 1. Lending by financial asset category at the end of the 3rd quarter of 2015, per cent

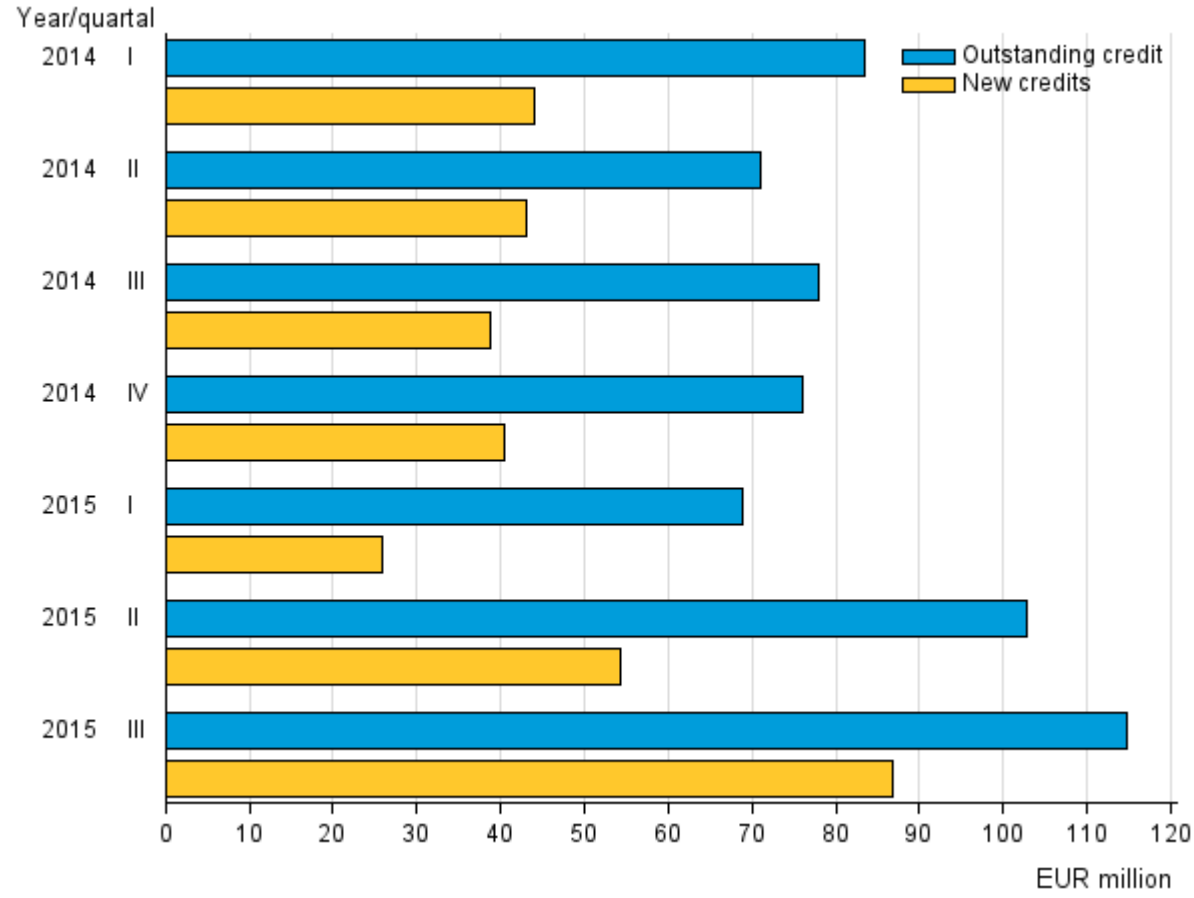


Lender sector: Other financial and insurance corporations and general government

Appendix figure 2. Business loans of other financial intermediaries, percent



Appendix figure 3. New credits and credit stock of small loan companies in 2014 to 2015



Inquiries

Kerttu Helin 029 551 3330

Sari Kuisma 029 551 2645

Director in charge:

Ville Vertanen

rahoitusmarkkinat@tilastokeskus.fi

www.stat.fi

Source: Outstanding credit, Statistics Finland